

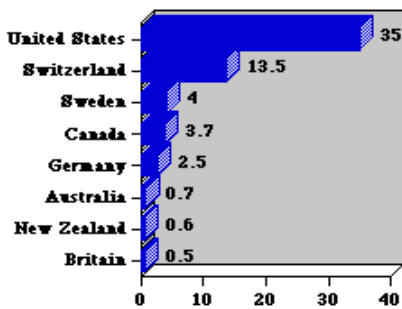
**Murder rates in 2000**

- murder rate decreased 3.1% from 1999
- smallest decline: South
- still highest rate in the South: 6.8 victims per 100,000
- compared: 5.1 in West and Midwest, 4.0 in Northeast
- 80% of all executions in the South
- Northeast (lowest murder rate): 1% of all executions
- 49% white and 48.5% black victims of murder
- but: 80% of victims in death penalty cases are white

**EU vs. USA**

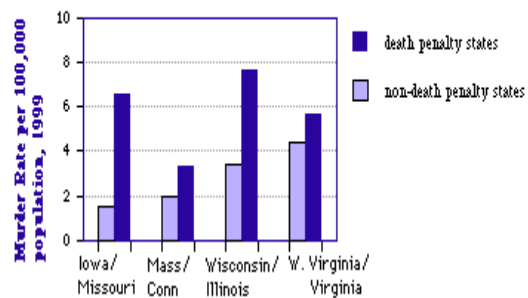
- USA: murder rate as threetimes as high as in EU countries
- USA: keep death penalty
- EU countries: death penalty is abolished
- question occurs: Is death penalty deterrent to murder?
- experts find no evidence for deterrent effect
- over 110 countries around the world have banned d. p.

**Rate Per Capita of People Killed With Handguns in 1996\***  
(number of deaths per one million persons)



\*Source: Washington Post 4/4/98. Note, figures for Switzerland and Sweden are from 1992.

**Death Penalty States Often Have A Higher Murder Rates Than Their Neighboring Non-Death Penalty States**



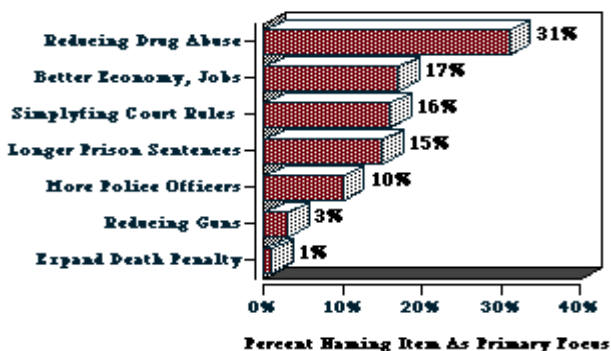
**handgun victims**

- rate of deaths by handguns in the U.S. Are much higher than in other countries
- in foreign countries, gun control laws are more restrictive
- there, the gun owners are assigned more responsibility

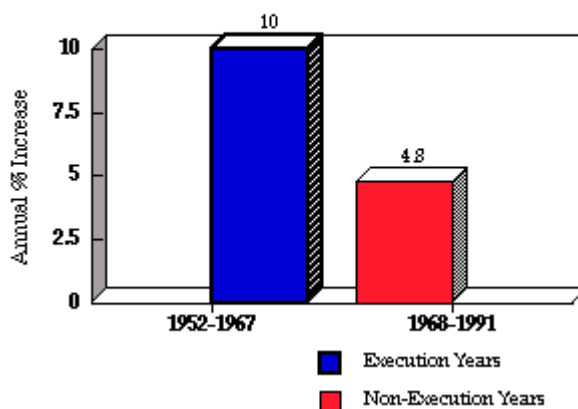
**states compared**

- 1999: 5.5 among 100,000 murdered in d. p.-states
- non-death penalty states: only 3.6
- similar trends in neighboring d.p./n.-d.p.-states
- usually higher rate in the state with death penalty

**Police Chiefs Place Death Penalty Last in Reducing Violent Crime**



**Annual Percentage Increases in Homicide Rates in California During Execution and Non-Execution Years**



**police about death penalty**

- officers don't view the d.p. as an effective deterrent
- the majority of the police chiefs don't believe that the d.p. reduces the number of homicides
- in fact, the d.p. as a last among effective ways of reducing violent crime

**brutalization**

- homicide rates during 1952-1967: period with executions on an average of every two months
- homicides rates during 1968-1991: period without executions